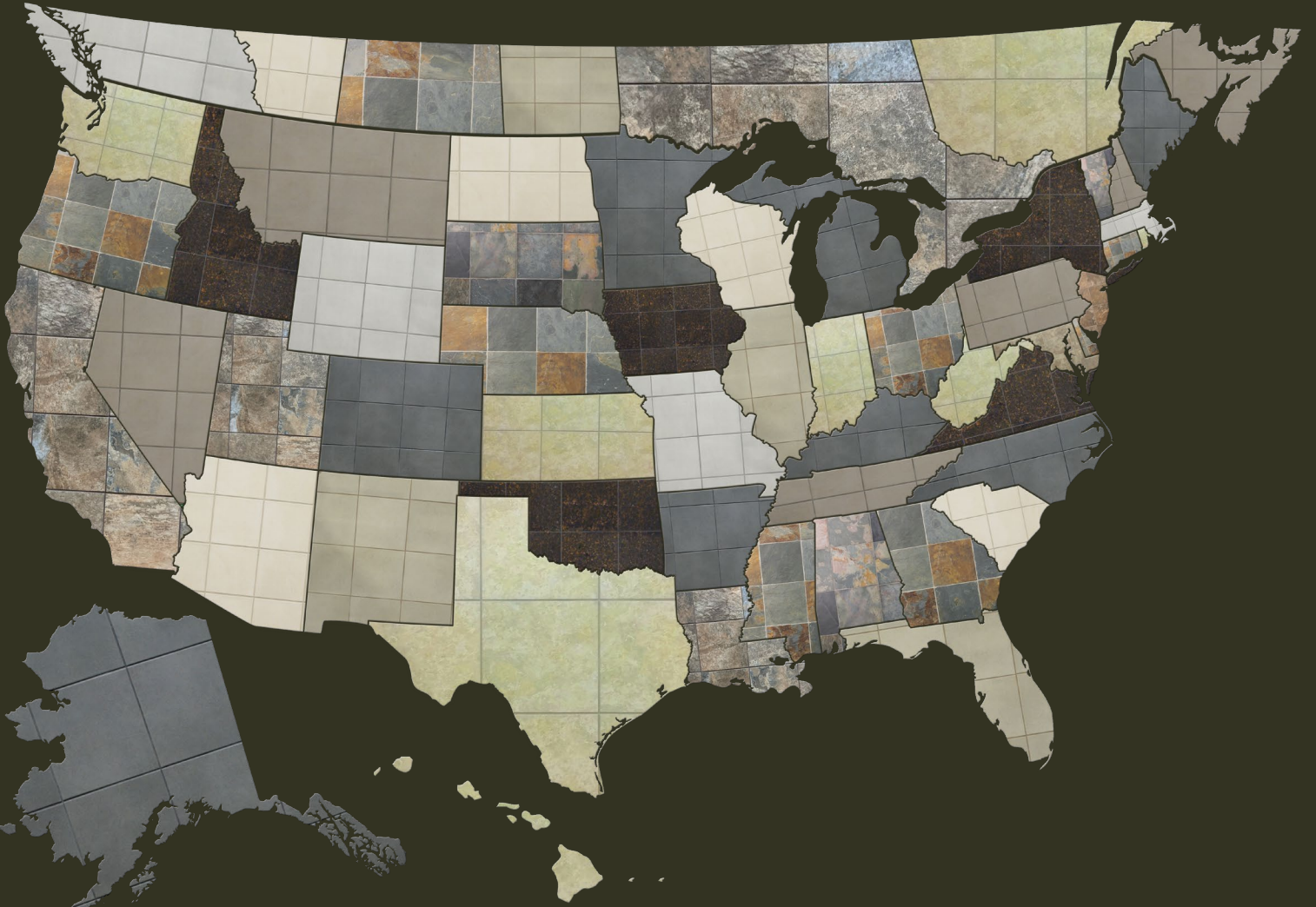




# Graysen Woods

Always Moving Forward



## Hearth Pad Dealer Guide

# Ceramic Series 12x12 Tiles



## A Sound Investment Graysen Woods

Tested for Safety - All Graysen Woods Pads are tested to the highest UL safety standards for ember protection under hearth appliances to ensure you have a safe and approved installation.

Save Your Carpet - Graysen Pads are approved to put directly on carpet - no other backing is required. No, you don't need to cut a hole in the carpet to use a Graysen Hearth Pad!

## Stone Series



## Ceramic Series 12x24 Tiles


## - Safe and Reliable Hearth Pads

Quality is Always First - Whether custom sized or standard, all Graysen Hearth Pads are made with the highest quality tiles which are sourced from around the world to ensure a lifetime of durability and beauty.

A Strong Foundation - High Tensile strength polymer mortar and grout combined with superior density backing board provide the foundation for Graysen's superior design.



## Granite Series



## Tile Layouts



Full Tile Layout (12x12)



Vintage Layout (12x12)



Full Tile Layout (12x24)

## Type 2 Hearth Pads


Graysen Woods Thermal Guard Type 2 hearth pads have an R value of 1.10, and like all previous Graysen Woods hearth pads, are approved to sit right on carpet or any other flat continuous surface with no additional parts needed. No load rings and no add-on boards need to be set underneath.

If an appliance requires an R-value higher than 1.10 a riser may be added to increase the R-value as needed. Example A: 1 ¼" to 5 ½" high riser adds .97 of R value (1" to 5 ½" of horizontal dead air R=.97), so add the R = 1.10 of the Thermal Guard pad and the R value of the riser, then you are at R = 2.07.

For appliances requiring an even higher R value, Micore can be added to the riser (½ thick sheet of micore R = 1.16). Micore sheets may be added together to achieve desired R value.

For Thermal Guard pad pricing, add our \$60.00 up charge to the normal pad pricing. This applies to custom pads as well. Specify Thermal Guard when ordering.

## Trim



Black Metal

## Custom Tile

Do you have the same tile all throughout your house? Want to match your hearth pad to your favorite sofa? If you have a stack of tiles, we can create a hearth pad from them! All you have to do is provide us with enough tiles and we'll do the rest! (Yes, if you do have some Lime Green or Flamingo Pink tile - we will build a hearth pad out of it.)

# Hearth Pad Dimensions

All dimensions are based on Black Metal Trim

## Standard Pads

| Size | Width   | Depth   | Front     | Lop       |
|------|---------|---------|-----------|-----------|
| 32   | 32 1/2" | 32 1/2" | 16 3/16"  | 11 1/2"   |
| 36   | 36 1/2" | 36 1/2" | 15 11/16" | 14 11/16" |
| 40   | 40 1/2" | 40 1/2" | 19 11/16" | 14 11/16" |
| 4048 | 40 1/2" | 48 1/2" | 19 11/16" | 14 11/16" |
| 48   | 48 1/2" | 48 1/2" | 27 11/16" | 14 11/16" |
| 4854 | 48 1/2" | 54 1/2" | 27 11/16" | 14 11/16" |
| 54   | 54 1/2" | 54 1/2" | 30 3/16"  | 17 3/16"  |
| 60   | 60 1/2" | 60 1/2" | 36 3/16"  | 17 3/16"  |

## Corner Pads

| Size | Width   | Depth     | Side    | Lop       |
|------|---------|-----------|---------|-----------|
| 32   | 32 1/2" | 38 5/8"   | 22 1/8" | 14 11/16" |
| 36   | 36 1/2" | 43"       | 24 3/8" | 17 3/16"  |
| 40   | 40 1/2" | 48 11/16" | 28 3/8" | 17 3/16"  |
| 48   | 48 1/2" | 60"       | 36 3/8" | 17 3/16"  |
| 54   | 54 1/2" | 68 1/2"   | 42 3/8" | 17 3/16"  |
| 60   | 60 1/2" | 77"       | 48 3/8" | 17 3/16"  |

## Hearth Extensions

| Size | Width   | Depth   | Front    | Lop    |
|------|---------|---------|----------|--------|
| 4812 | 48 1/2" | 12 1/2" | 38 3/16" | 7 1/4" |
| 4818 | 48 1/2" | 18 1/2" | 38 3/16" | 7 1/4" |
| 4824 | 48 1/2" | 24 1/2" | 38 3/16" | 7 1/4" |

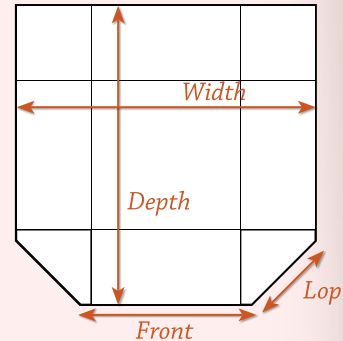
## Wall Pads<sup>1</sup>

| Size | Width A | Height A | Width B | Height B |
|------|---------|----------|---------|----------|
| 32   | 32 1/2" | 32 1/2"  | 31 1/4" | 32 1/2"  |
| 36   | 36 1/2" | 36 1/2"  | 35 1/4" | 36 1/2"  |
| 40   | 40 1/2" | 40 1/2"  | 39 1/4" | 40 1/2"  |
| 48   | 48 1/2" | 48 1/2"  | 47 1/4" | 48 1/2"  |
| 54   | 54 1/2" | 54 1/2"  | 53 1/4" | 54 1/2"  |
| 60   | 60 1/2" | 60 1/2"  | 59 1/4" | 60 1/2"  |

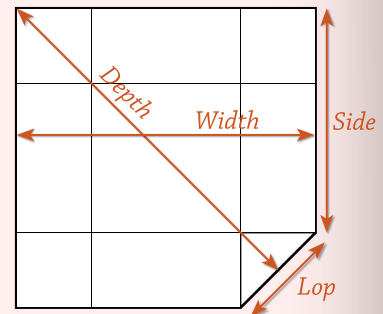
<sup>1</sup>For corner installations you will have to order two Wall Pads (A and B), one of the pads will have 1 1/4" taken off the width to allow a flush fit during installation.

## Tile Layout

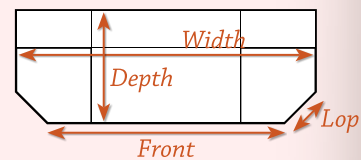
Want to look at diagrams for all regular sizes? Visit [graysenwoods.com/tools](http://graysenwoods.com/tools).



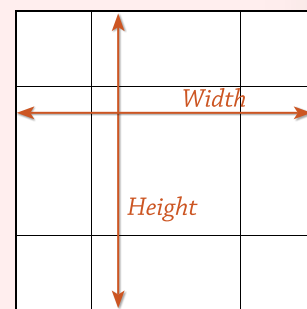
Standard



Corner



Hearth Extension



Wall

Sizing Information

Need a hearth pad over 60"? Need a Hearth Extension other than 48" wide?  
Not a problem! We can custom build the hearth or wall protector to suit your needs.

We're a little different at Graysen Woods, we believe that in order to produce a quality product - you need to build it yourself. That's why everything we sell is hand-built in our shop. We're committed to making sure that every hearth pad that leaves the shop lives up to the Graysen Woods name.

## The Graysen Woods Guarantee

Graysen Woods Hearth Pads come with a seven (7) year warranty against defects in material or workmanship to the original purchase. Under this warranty Graysen Woods will provide materials for repair or replacement of the covered hearth pad. This warranty does not cover paint, damage due to misuse or abuse or damage from shipping or handling. Retain your original receipt for proof of purchase. All warranty claims will be handled by the original selling dealer and limited to the repair or replacement of the Hearth Pad. This warranty does not cover travel, shipping or labor cost. In the event that a replacement is necessary and the exact tile is no longer offered, Graysen Woods reserves the right to replace the pad with the closest color currently offered by Graysen Woods.

Graysen Woods Hearth Pads and Risers  
**Built to last in the USA.**

